





# IT'S A JUNGLE IN HERE!

## ANIMALS AT THE RINGLING MUSEUM OF ART

Animals can be found all over the Ringling Museum in the many paintings hanging on the walls. Today you and your classmates are going on your own safari to hunt down, observe, and record their locations!



Animals have all kinds of different textures- some have smooth shells, while others have rough scales. Write down 4 different animal textures you have seen today, and draw a picture of each using lines to create the surface texture.



Look at the animals shown in these sections of paintings. Write down the name of the image, artist, and the number of the gallery where you found it.




---



---



---



---



---



---




---



---



---



---



---



---





---



---



---



Sometimes pictures of animals are based on stories or legends. Create your own mythological animal in the frame above by drawing the head, body, feet, and legs of 4 different animals you have seen here at the museum.



1... 2... 3 ...4... 5  
This still life by Dutch artist Jan Davidsz de Heem has many animals that would have seemed very strange to viewers at the time it was painted. Do any of the animals seem strange to you? Why or why not?

---

---

---

---

Did you know that sometimes an artist uses an animal in a picture to mean something?  
Describe what you think an artist might want you to think about when you see any of these animals:

Horse: \_\_\_\_\_  
\_\_\_\_\_

Dove: \_\_\_\_\_  
\_\_\_\_\_

Lion: \_\_\_\_\_  
\_\_\_\_\_

Snake: \_\_\_\_\_  
\_\_\_\_\_